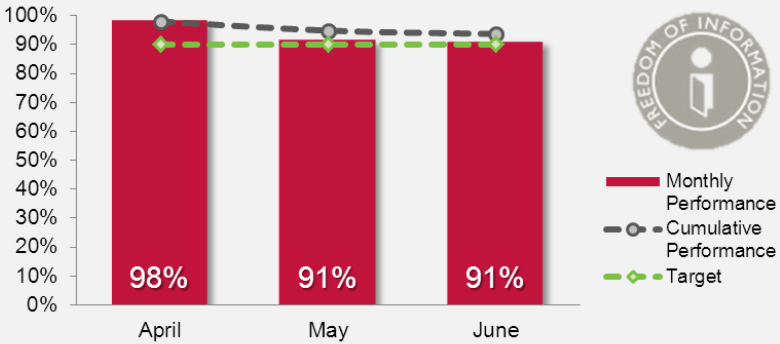
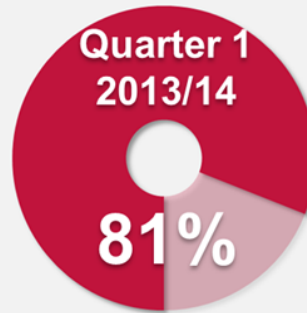


Information Governance Summary Quarter 1 2014/15

Freedom of Information (FOI) Response Rates Quarter1 2014/15



FOI Response Rate

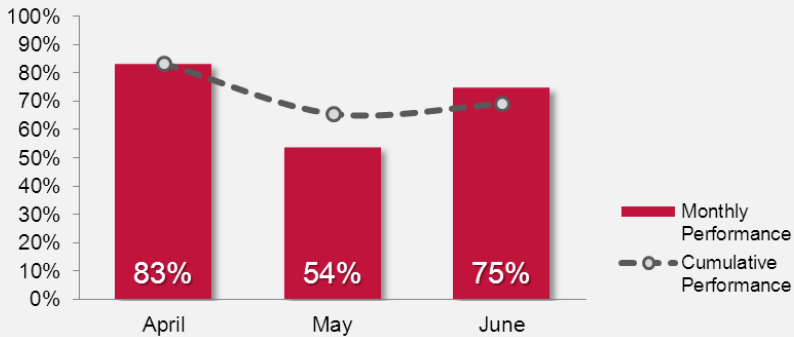


FOI number received (response rate) by Directorate Quarter 1 2014/15

Directorate	April	May	June	Quarter Total
Community	30 (93%)★	35 (74%)▲	27 (89%)▲	92 (85%)▲
Delivery	49 (100%)★	45 (100%)★	35 (91%)★	129 (98%)★
Education & Enterprise	27 (100%)★	19 (100%)★	19 (95%)★	65 (98%)★
OCE	1 (100%)★	0 (n/a)	0 (n/a)	1 (100%)★
Overall	107 (98%)★	99 (91%)★	81 (91%)★	287 (94%)★

★ On target ▲ Missed target

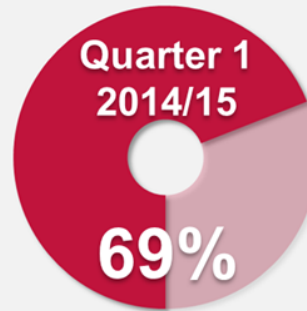
Subject Access Request (SAR) Response Rates Quarter1 2014/15




SAR number received (response rate) by Directorate Quarter 1 2014/15

Directorate	April	May	June	Quarter Total
Community	9 (67%)	13 (31%)	11 (36%)	33 (42%)
Delivery	1 (0%)	3 (67%)	8 (88%)	12 (75%)
Education & Enterprise	12 (100%)	8 (88%)	17 (94%)	37 (95%)
OCE	1 (100%)	0 (n/a)	0 (n/a)	1 (100%)
Overall	23 (83%)	24 (54%)	36 (75%)	83 (69%)

SAR Response Rate



Information Incidents*



Total Incidents
119

77 low impact
34 low/medium impact
7 medium impact
1 medium/high impact

*data as at 28/08/2014

Protecting Information course completion

